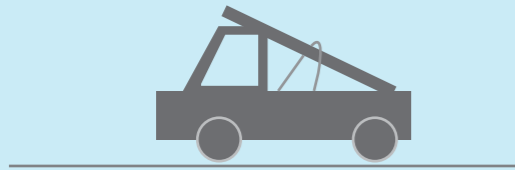



Place it nicely during the transportation



Please avoid placing the rain pipe under the sun or from direct sunlight



Please store the rain pipe properly under the roof



Please install the rain pipe stick on the parallel and straight fascia board with the PVC Bracket. This can nicer your house's apperance



CAUTION

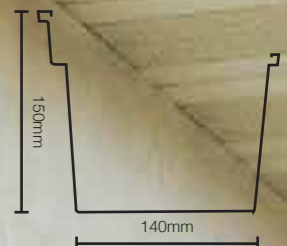
- Handle rain pipe with care for a better work result, please handle and storage safety and carefully.
- Please handle carefully as it is lightweight. During construction, do not step on it.
- Please prevent the damage of rain pipe during the transportation and place it horizontally.
- Please prevent bend and deformation when you store the rain pipe. Place the rain pipe horizontally.
- Please avoid from direct sunlight, and avoid transportation with box is open, sunny tussock or the place where reflected by light hits. E.g. nearby stainless or metal plate, roof top such as heat accumulation is high. Should be more caution during summer. Do not place it near by the fire. When storage, cover with sheet to avoid the direct sunlight.
- For handling care, please refer instruction written on this leaflet. Storage it by preventing direct sunlight, fire and keep in cool and dark place.
- Precaution for rain pipe bracket fitting, please use our company original bracket.
- Please follow the instruction in our company manual or technical guidance and do it accordingly. After completed, do not sit on or hang down the rain pipe, do not use the rain pipe for other usage.

MIDDY G100
uPVC Rain Pipe & Fitting

Distributors



Industrial Design No. : MY01-00372
© copyright all rights reserved (Nov13)



MIDDY G100

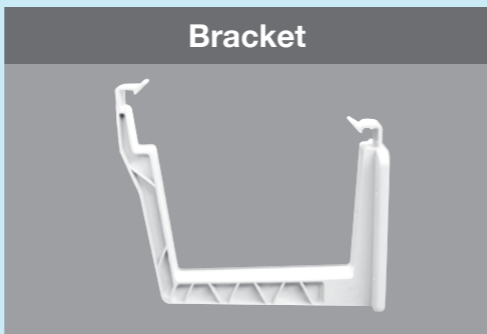

uPVC Rain Pipe & Fitting

Raining Protection System

Rain pipe are important and essential part for protecting your home.



Gutter Profile



Colour

Raining Protection System

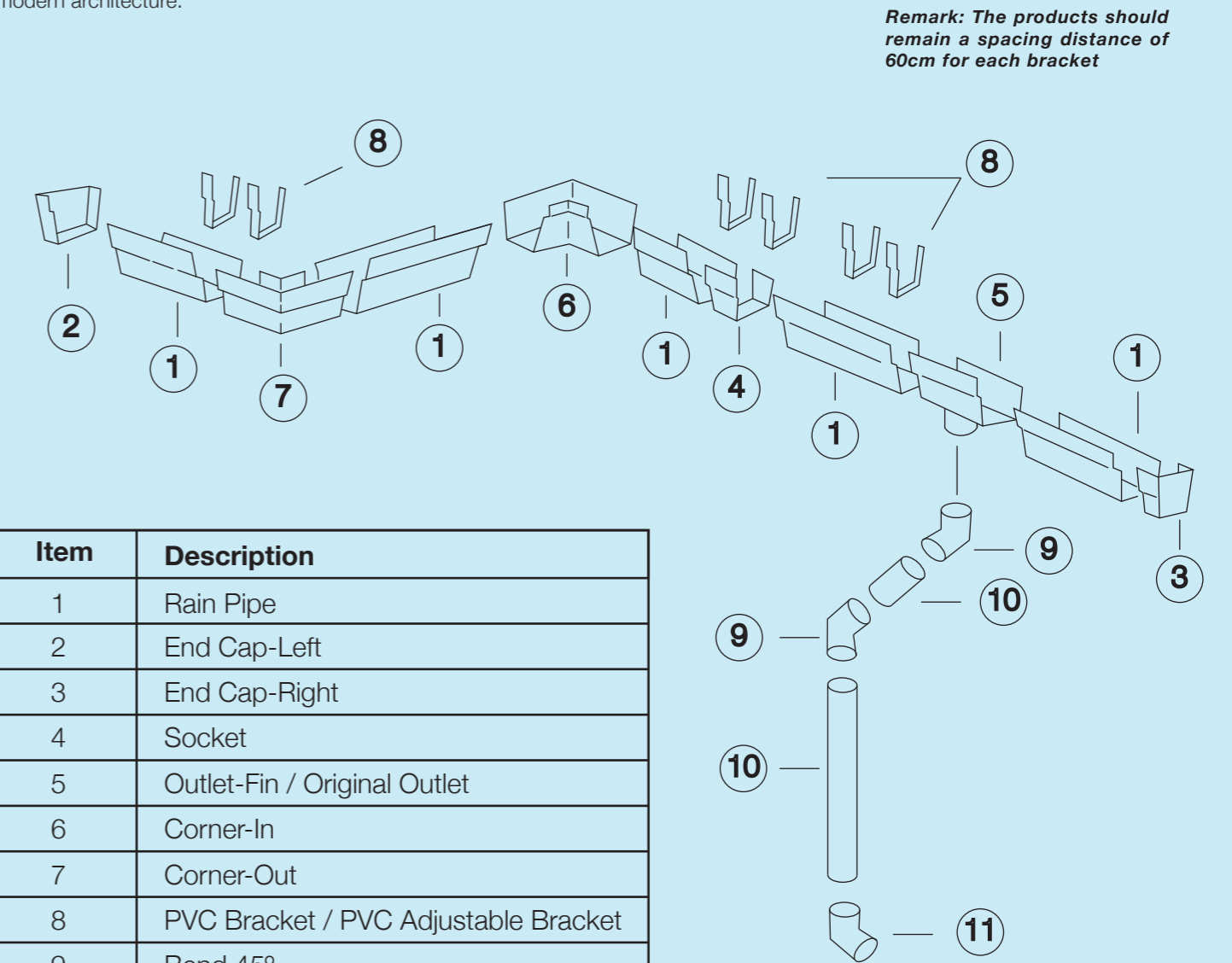
Rain pipe is important and essential part for protecting your house. During storms and downpours, rain pipe able to drain the water away properly. A proper installation will saving cost for maintenance for many years. Can save countless hundreds and even thousands of dollars in roofing, siding and foundation repairs over the years.

There is a wide variety of selections available when it comes to rain gutters, seamless, bonderized, copper, aluminum, steel, the choices can be over whelming.

When considering which rain pipe to purchase, keep maintenance, style and materials of the rain pipe in your mind. You want the style and colour that best fits your house, but also consider maintenance and best materials , the best is pvc rain pipe.

DIY & Easy Economical Installation

The products are amazingly resistant to rot, rust and corrosion. The superior product properties come with a simple and speedy installations, made possible by a wide range of fittings and the superior appearance are some of the reasons that have made 'MIDDY G100' pipe the ideal requisite of modern architecture.



Item	Description
1	Rain Pipe
2	End Cap-Left
3	End Cap-Right
4	Socket
5	Outlet-Fin / Original Outlet
6	Corner-In
7	Corner-Out
8	PVC Bracket / PVC Adjustable Bracket
9	Bend 45°
10	Downpipe
11	Bend 90°