



**ING HING HONG**  
Trading Sdn bhd 榮興行貿易有限公司

# FLUSH TOILET

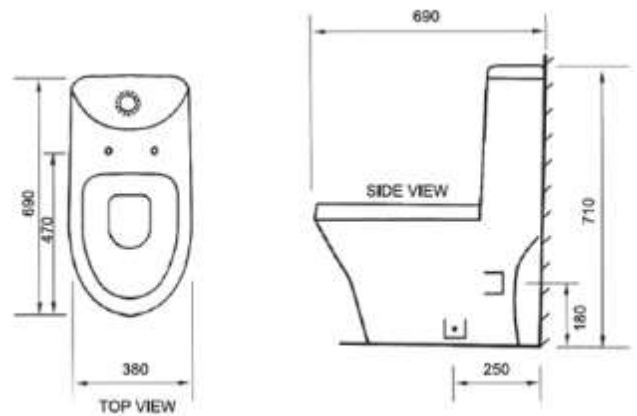
## C-1390 S/P

### Wash Down One Piece Toilet

Dimension : 690 x 380 x 710mm

S Trap : 250mm

P Trap : 180mm



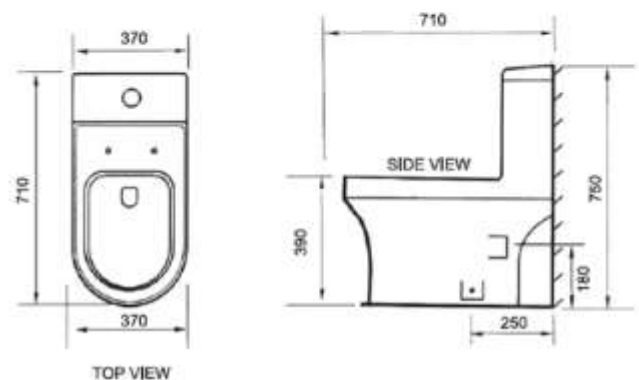
## C-1380 S/P

### Wash Down One Piece Toilet

Dimension : 710 x 370 x 750mm

S Trap : 250mm

P Trap : 180mm





**ING HING HONG**  
Trading Sdn bhd 榮興行貿易有限公司

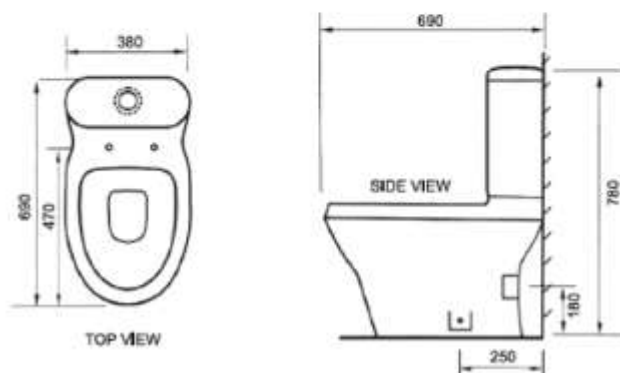
# FLUSH TOILET

## C-1360 S/P

### Wash Down Close Coupled

Dimension : 690 x 380 x 780mm

S Trap : 250mm

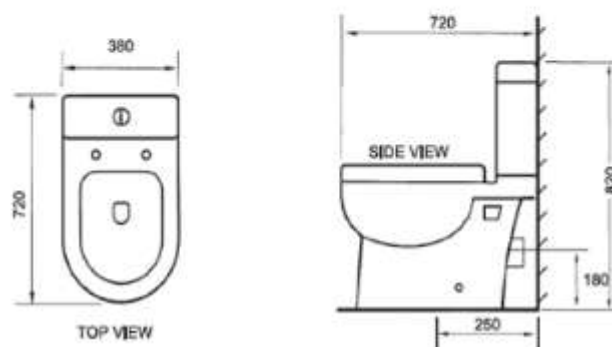


## C-1350 S/P

### Wash Down Close Coupled

Dimension : 720 x 380 x 820mm

S Trap : 250mm





**ING HING HONG**  
Trading Sdn bhd 榮興行貿易有限公司

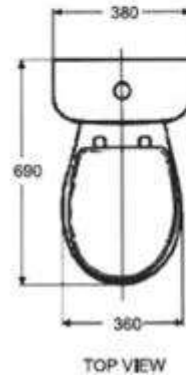
# FLUSH TOILET

## C-1310 S

### Wash Down Close Coupled

**Dimension :** 690 x 380 x 780mm

**S Trap :** 250mm

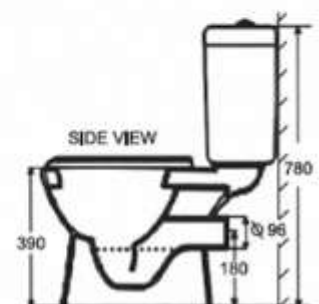
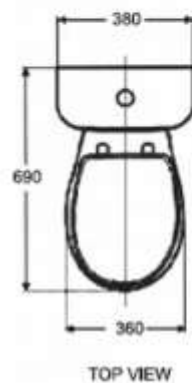


## C-1310 P

### Wash Down Close Coupled

**Dimension :** 690 x 380 x 780mm

**P Trap :** 180mm





**ING HING HONG**  
Trading Sdn bhd 榮興行貿易有限公司

# FLUSH TOILET

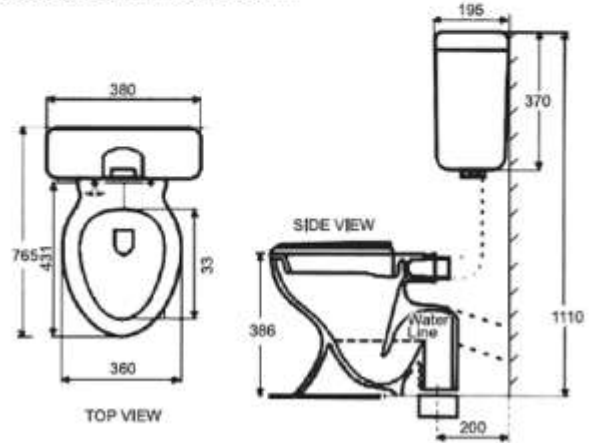
## C-101 S/C-102 P



### Wash Down Pedestal Pan 'S' or 'P' Trap

Dimension : 795 x 380 x 1110mm

Installation : Floor Drain





**ING HING HONG**  
Trading Sdn bhd 榮興行貿易有限公司

# SQUATTING PAN

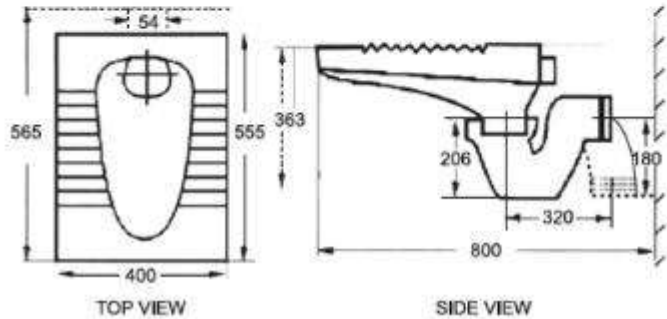
C-205

## Squatting Pan with Integral Foot Rest



Dimension : 565 x 400 x 363mm

Installation : Floor Mounted



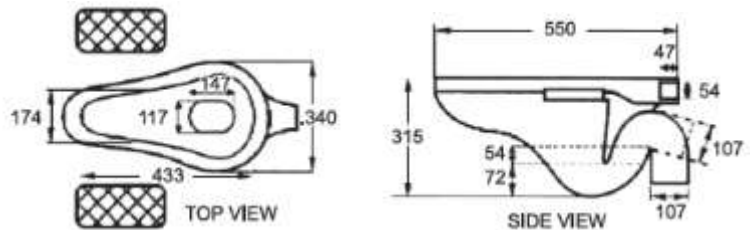
C-203 P

## Squatting Pan with P Trap



Dimension : 550 x 340 x 315mm

Installation : Floor Mounted



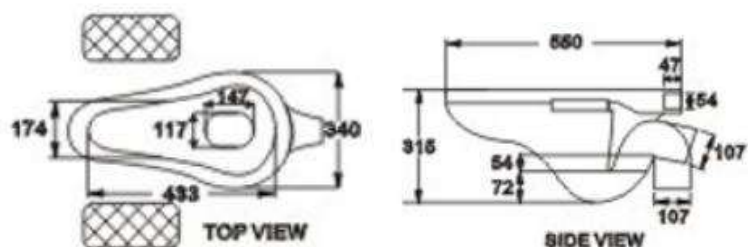
C -202 S

## Squatting Pan with S Trap



Dimension : 550 x 340 x 315mm

Installation : Floor Mounted





**ING HING HONG**  
Trading Sdn bhd 榮興行貿易有限公司

# URINAL FLUSHER

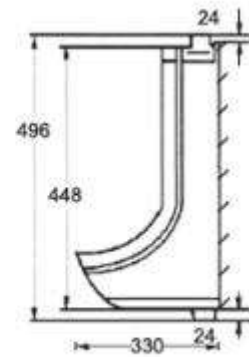
## U-401

### Wall Hung Urinal Bowl

Dimension : 496 x 277 x 330mm



FRONT VIEW



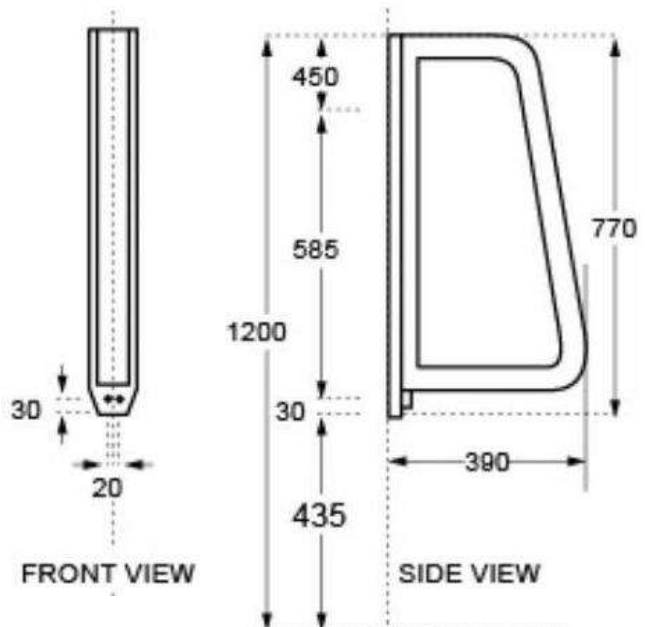
SIDE VIEW

## UF-4200

### Urinal Bowl Partition

Dimension : 770 x 390 x 90mm

Installation : Wall Mounted



FRONT VIEW

SIDE VIEW



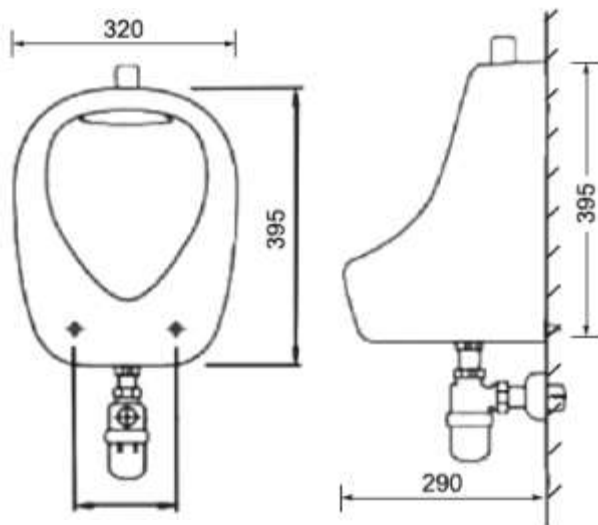
**ING HING HONG**  
Trading Sdn bhd 榮興行貿易有限公司

# URINAL FLUSHER

## U-4410

### Wall Hung Urinal Bowl

Dimension : 395 x 320 x 290mm



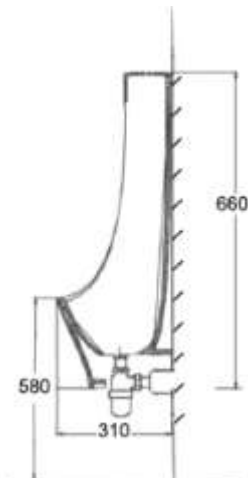
## U-4420

### Wall Hung Urinal Bowl

Dimension : 660 x 370 x 310mm



FRONT VIEW



SIDE VIEW





**ING HING HONG**  
Trading Sdn bhd 榮興行貿易有限公司

# WASH BASIN



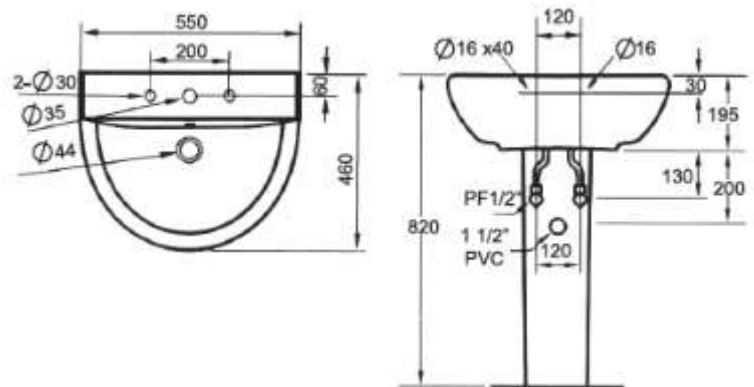
**L-3350/P-6350**

## Pedestal Wash Basin

**Dimension :** 550 x 460 x 820mm

**Installation :** Floor Wall Mounted

L-3350 Basin F-6350 Pedestal



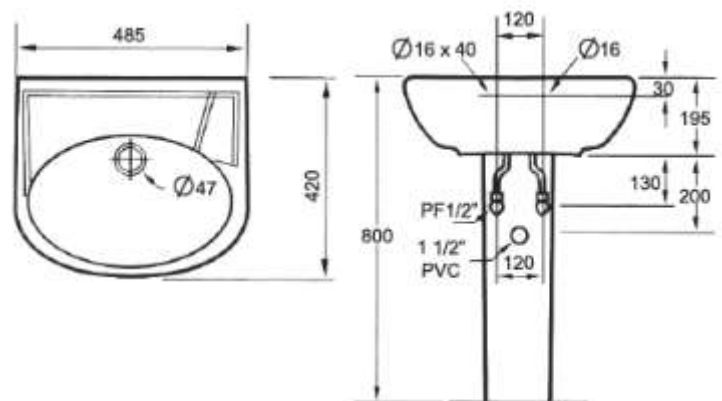
**L-3310/P-6350**

## Pedestal Wash Basin

**Dimension :** 485 x 420 x 800mm

**Installation :** Floor Wall Mounted

L-3310 Basin F-6350 Pedestal







**ING HING HONG**  
Trading Sdn bhd 榮興行貿易有限公司

# WASH BASIN



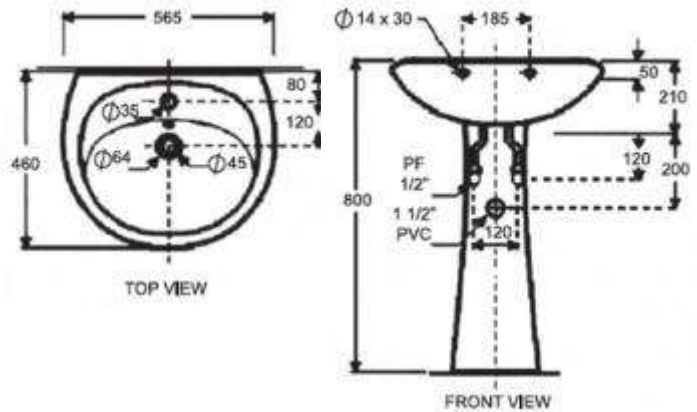
## L-301/P-601

### Pedestal Wash Basin

**Dimension :** 565 x 460 x 800mm

**Installation :** Floor Wall Mounted

L-301 Basin P-601 Pedestal

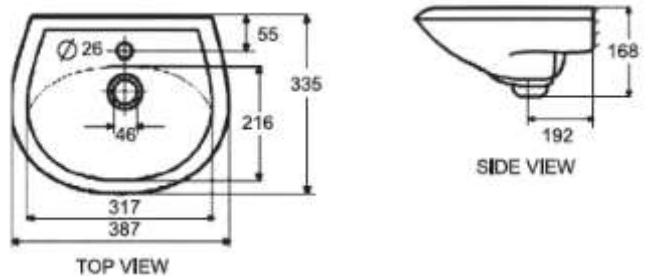


## L-303

### Wash Basin

**Dimension :** 387 x 335 x 168mm

**Installation :** Table Mounted





**ING HING HONG**  
Trading Sdn bhd 榮興行貿易有限公司

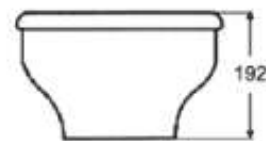
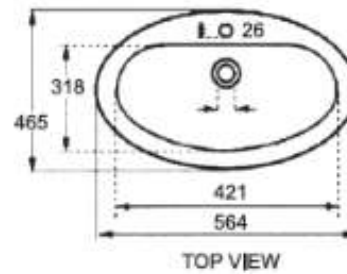
# WASH BASIN

## L-304

### Counter Top Basin

Dimension : 564 x 465 x 192mm

Installation : Table Mounted



SIDE VIEW

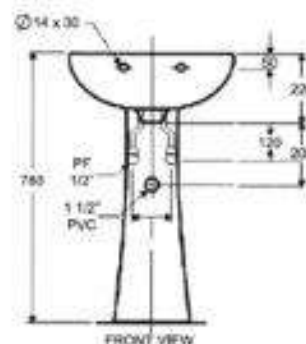
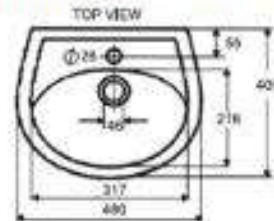


## L-306/P-601

### Pedestal Wash Basin

Dimension : 480 x 405 x 780mm

Installation : Floor Wall Mounted





**ING HING HONG**  
Trading Sdn bhd 榮興行貿易有限公司

# WASH BASIN

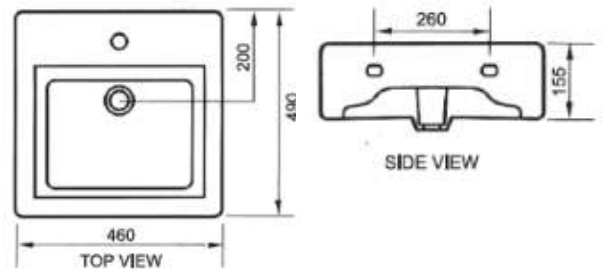


**L-368**

## Luxurious Lavatories

**Dimension : 460 x 490 x 155mm**

**Installation : Table Mounted**

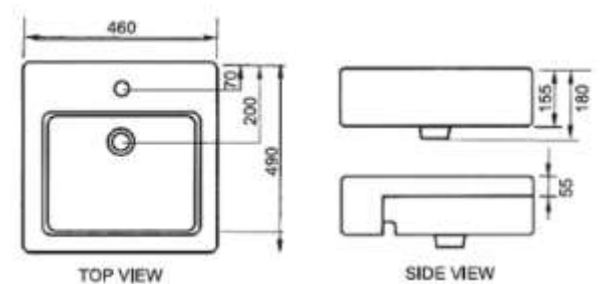


**L-369**

## Luxurious Lavatories

**Dimension : 460 x 490 x 180mm**

**Installation : Semi Recessed Square Basin**





**ING HING HONG**  
Trading Sdn bhd 榮興行貿易有限公司

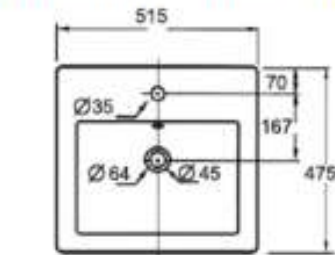
# WASH BASIN

## L-363

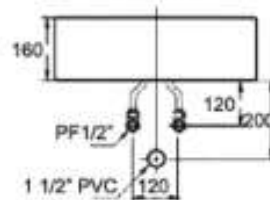
### Luxurious Lavatories

Dimension : 515 x 475 x 160mm

Installation : Table Mounted



TOP VIEW



SIDE VIEW



**ING HING HONG**  
Trading Sdn bhd 榮興行貿易有限公司

# WASH BASIN

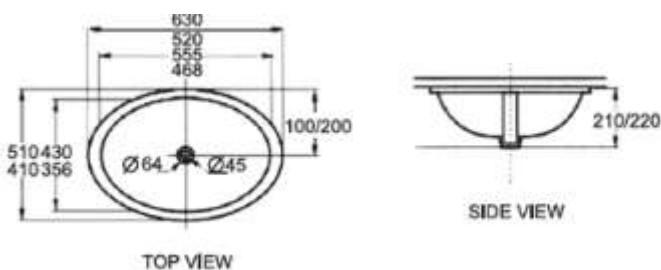


## L-308

### Under Counter Basin

Dimension : 520 x 410 x 210mm

Installation : Table Mounted

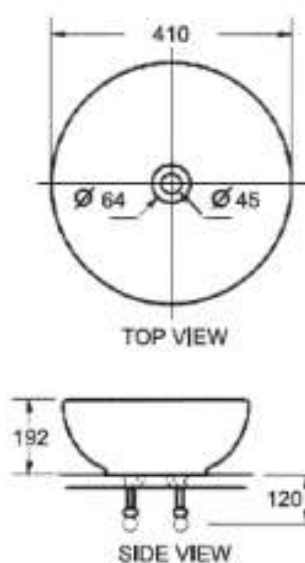


## L-310

### Luxurious Lavatories

Dimension : 410 x 410 x 192mm

Installation : Table Mounted





**ING HING HONG**  
Trading Sdn bhd 榮興行貿易有限公司

# ACCESSORIES



**T 506 & TS 506 S**

**Low level system with Fitting**

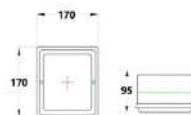
For C101/102P



**A-511 AF-51**

**Semi Recessed Paper Holder**

Size : A/ 95 x 170 x 170mm



**T 507 & TS 507 AF**

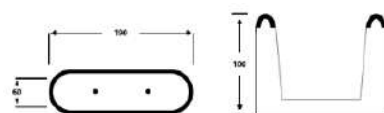
**High level system with Fitting**

For C202/C203/C204/C205



**A-551**

**Paper Holder (Screw to wall)**



**T 508 SF**

**Low level system with Fitting**

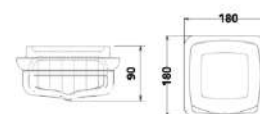
For C1310P/S



**A-521**

**Semi Recessed Soap Holder**

Size : A/ 90 x 180 x 180mm



**A-531**

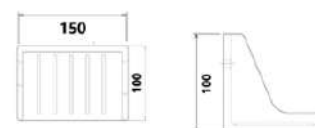
**Trap "S"**

Dimension: A/105mm outlet



**A-552**

**Soap Holder (Screw to wall)**



**A-532**

**Trap "P"**

Dimension: A/105mm outlet



**A-541**

**Foot Rest**

Dimension: 137 x 247 x 13mm